

PUMP

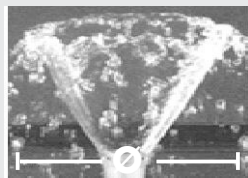
The DAYLIFF DDF fountain pumps are designed for all applications involving the creative use of water. They include a number of features as follows;

- Pumps are provided with a corrosion proof plastic housing with easy clean foam pre-filter.
- High output pump with specially designed impeller for improved solids handling capacity.
- Telescopic output tube with valve for spray adjustment and waterfall outlet.
- Supplied complete with various display jets for different display option and a 10m cable.

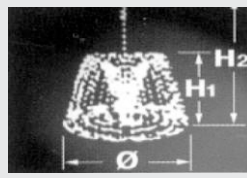
The fountain pump offer the benefits of various display options powered by a robust and efficient pump and are ideal solutions for all small scale fountain displays and garden water features.



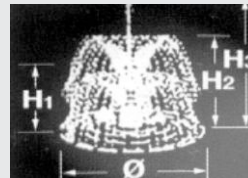
Foaming Jet




Inverted Cone



Double Stage



Triple Stage



Bell

PUMP DATA

Model	Motor (W)	Current (A)	Outlet (")	Dimensions (mm)				Weight (kg)	Foaming Jet	Inverted Cone	Double Stage			Triple Stage				Bell
				H	H1	L	W		H	∅	H1	H2	∅	H1	H2	H3	∅	∅
DDF 50	50	0.37	½	375	120	170	126	2	12	N/A	50	110	190	30	55	75	150	32
DDF 110	110	0.62	1	670	178	200	138	4	14	35	N/A			30	50	70	100	N/A

Jet dimensions in cm

